

DOSING OF LOPINAVIR/RITONAVIR FOR CHILDREN 2020

Dosing of LPV/r by formulation & dose modification (RTV super-boosting/double-dose LPV/r) for children receiving rifampicin-containing TB treatment

Compiled by Child and Adolescent Committee of SA HIV Clinicians Society in collaboration with the Department of Health

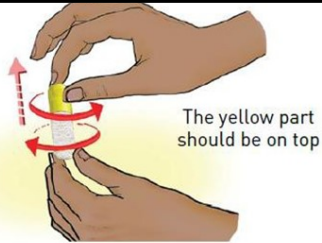


	Lopinavir/ritonavir (LPV/r)	Lopinavir/ritonavir (LPV/r) when on rifampicin (and for 2 weeks after stopping rifampicin) CHOOSE ONLY ONE OPTION	
Target dose	300/75 mg/m ² /dose LPV/r TWICE daily	LPV/r std dose + super-boosting with ritonavir (RTV) powder TWICE daily (≥0.75 x LPV dose bd)	OR Double-dose LPV/r tabs ONLY if able to swallow whole LPV/r tabs TWICE daily
Available formulations	Solution 80/20 mg/ml Adult tabs 200/50 mg Paed tabs 100/25 mg TABLETS MUST BE SWALLOWED WHOLE Pellets 40/10 mg per capsule ONLY FOR USE IF NOT TOLERATING LPV/r SOLUTION CAPSULES ARE NOT RECOMMENDED < 6 MONTHS OF AGE CAPSULES MUST NOT BE SWALLOWED WHOLE	LPV/r std dose (see purple column) + oral ritonavir powder 100 mg / packet	Adult tabs 200/50 mg Paed tabs 100/25 mg
Weight (kg)	CHOOSE ONLY ONE OPTION		
3-4.9	1 ml bd OR 2 capsules bd	LPV/r std dose + oral ritonavir powder 100 mg (1 packet) bd	Do not use double-dose LPV/r tabs
5-5.9	1.5 ml bd OR 2 capsules bd		
6-9.9	1.5 ml bd OR 3 capsules bd		
10-13.9	2 ml bd OR 4 capsules bd OR 2 x 100/25 mg paed tabs am + 1 x 100/25 mg paed tab pm	LPV/r std dose + oral ritonavir powder 200 mg (2 packets) bd	3 x 100/25 mg paed tabs bd
14-19.9	2.5 ml bd OR 5 capsules bd OR 2 x 100/25 mg paed tabs bd OR 1 x 200/50 mg adult tab bd		LPV/r std dose + oral ritonavir powder 300 mg (3 packets) bd
20-24.9	3 ml bd OR 6 capsules bd OR 2 x 100/25 mg paed tabs bd OR 1 x 200/50 mg adult tab bd	LPV/r std dose + oral ritonavir powder 400 mg (4 packets) bd	
25-29.9	3.5 ml bd OR 7 capsules bd OR 3 x 100/25 mg paed tabs bd OR 1 x 200/50 mg adult tab bd + 1 x 100/25 mg paed tab bd		LPV/r std dose + oral ritonavir powder 400 mg (4 packets) bd
≥ 30	5 ml bd OR 10 capsules bd OR 4 x 100/25 mg paed tabs bd OR 2 x 200/50 mg adult tabs bd		

How to open LPV/r oral pellets

Oral pellets come in capsules and there are 120 capsules per bottle. The pellets inside the capsule are white in colour.

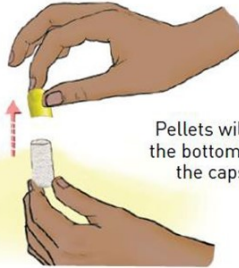
Step 1: Twist



The yellow part should be on top

Hold the capsule with the yellow side up and twist until it is loose

Step 2: Lift



Pellets will be in the bottom half of the capsule

Lift the yellow half of the capsule

Step 3: Pour



Pour all pellets into a teaspoon

NOTE: the capsule must **never be swallowed whole**. Throw the capsule casing away after the pellets have been emptied from it.

How to administer LPV/r oral pellets with soft food

Oral pellets **CANNOT** be stirred, dissolved or crushed in soft foods prior to administration. The pellets **must not be chewed** as they will develop a bad taste.

Step 1: Prepare food to give with pellets

1. Pour pellets onto a **teaspoon**, then pour food over pellets.



OR

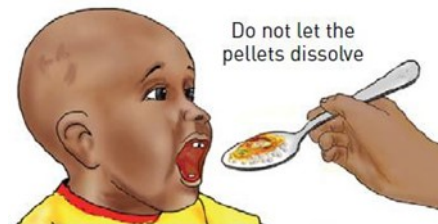
2. Pour food onto a **teaspoon**, then sprinkle pellets over food.



Do not stir the pellets with the food, make sure you can still see them.

TIP: give pellets with **food that the child prefers to take** & will swallow without chewing (e.g. porridge, yoghurt, mashed potato).

Step 2: Feed the mixture to the child



Do not let the pellets dissolve

Feed the mixture immediately to the child. Do not let the pellets dissolve in the food. The pellets must not be chewed.

TIP: The child must try to finish all the pellets. If the child cannot finish the food with the pellets, **do not store it for later use**.



Feed the rest of the food to the child or give him/her water to make sure the pellets have all been swallowed.

More tips

- Oral pellets must be given **twice a day**, once in the **morning** and once at **night**
- Ensure child swallows **all** the pellets. Give **1 or 2 capsules of pellets at a time** otherwise the amount of pellets may be too much for child to swallow at once



NEED HELP?

Contact the TOLL-FREE National HIV & TB Health Care Worker Hotline

0800 212 506 / 021 406 6782

Alternatively "WhatsApp" or send an SMS or "Please Call Me" to 071 840 1572

www.mic.uct.ac.za